

rb1



# RTA Presentation 27 October 2009

The Entrance Community Precinct Committee

8 April 2009

## Slide 1

---

**rb1**

Prefer to show a picture of existing road between L20.

burkartr, 3/04/2009

## Who Are We?



- Glenn Weymer – Central Coast Manager
  - Craig Leckie – Traffic & Safety Manager
-



- Transport Administration Act 1988
  - Roads Act 1993
  - \$75 billion in assets
  - 7000 employees
-

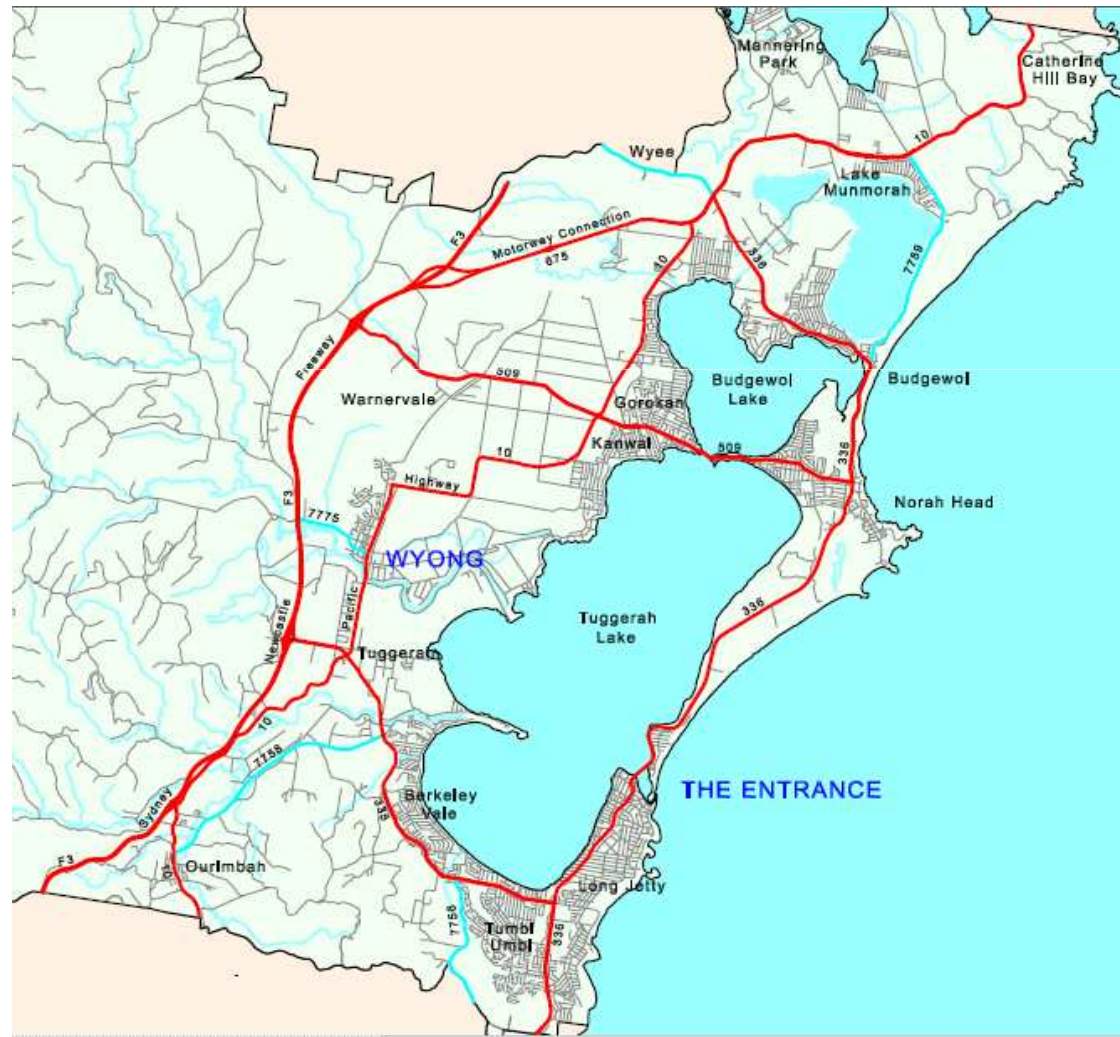


- Licensing & testing
  - Vehicle inspection & registration
  
  - Improving road safety
  - Road network upgrading
  - Traffic flow
  - Infrastructure maintenance
-

# GOSFORD



# WYONG

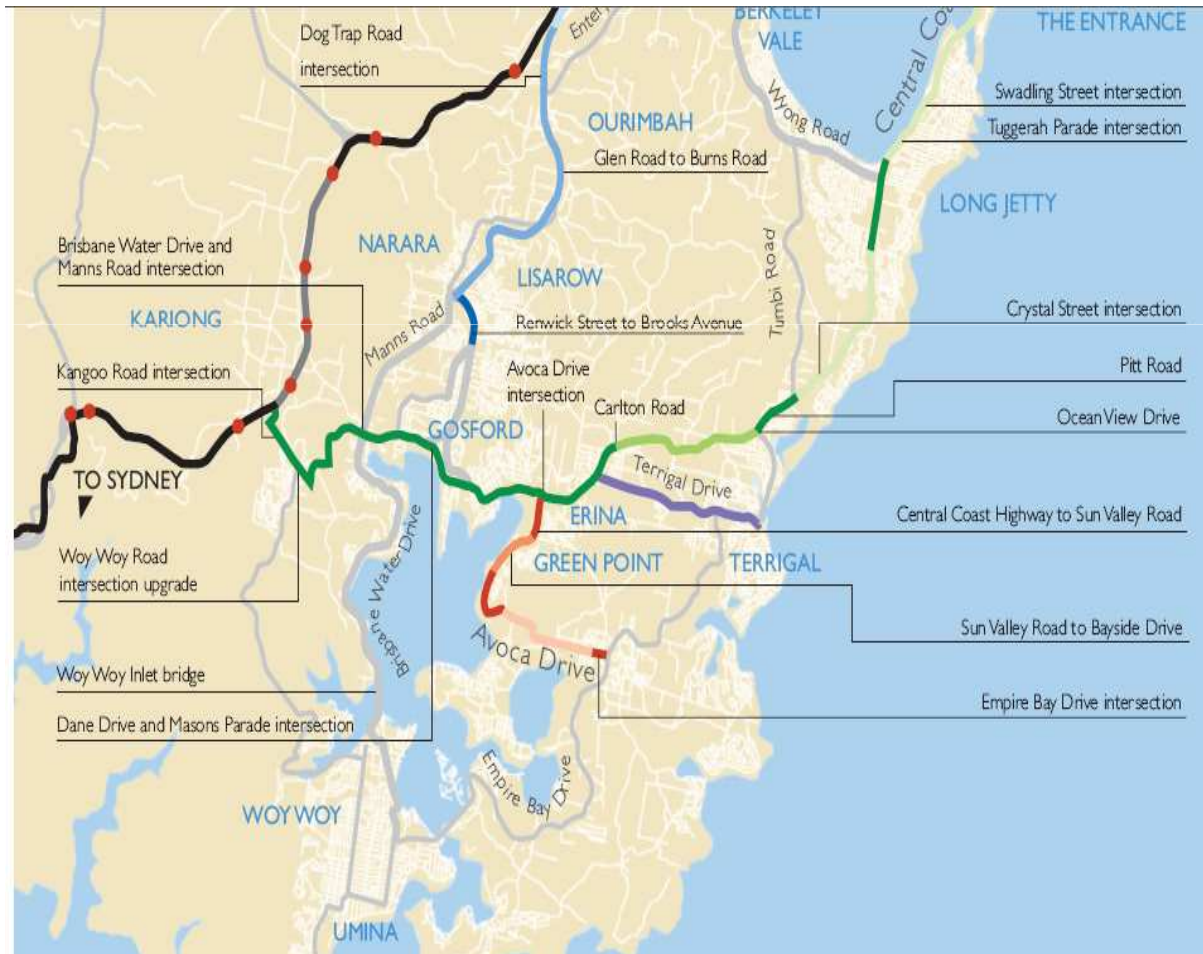


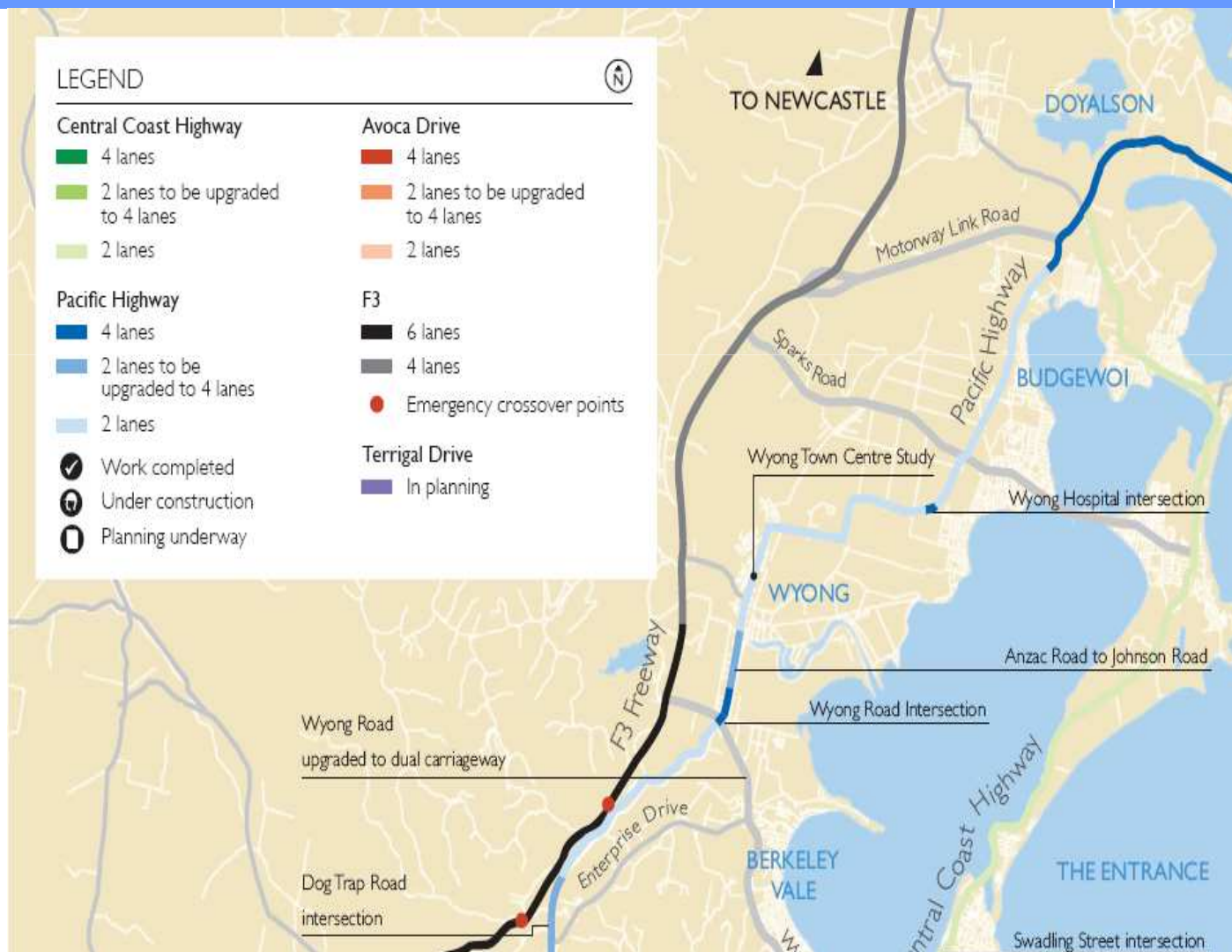
## Central Coast commitment



- In March 2007 the NSW Minister for Roads announced the NSW Government had committed over \$300 million for Central Coast road projects over the next 4 years.
-








# Pacific Highway – Tuggerah Straight upgrade



# Central Coast Highway – Swadling Street Signals



# Central Coast Highway / Terrigal Drive – Erina



# Central Coast Highway – Wamberal



# Avoca Drive, Sun Valley Rd to Bayside Dr – Green Point



# Pacific Highway planning through Wyong





- Mt Colah to Cowan 3 lanes
  - Safety improvements – wire rope
  - Concrete pavement maintenance
  - Signals at F3 freeway / Sparks Road interchange.
-

# Road Planning – Forecasting Inputs



- Central Coast Regional Strategy – Dept of Planning
  - Census data & Journey to Work data – Aust Bureau of Statistics
  - Transport Data Centre
  - Local strategies and traffic studies
  - Computer modelling
-

- Issues raised by the community
  - Crash data
  - Travel time surveys
-

# Long Jetty / The Entrance Planning



- Wyong Shire Council's Planning Strategy endorsed in July 2008
  - WSC progressing master planning for Local Environment Plan and Development Control Plan
-



## Long Jetty / The Entrance - Traffic

- Traffic volumes on the Central Coast Highway;
    - Approx 30,000 vehicles per day immediately north of Wyong Road
    - Approx 15,000 vehicles per day on the bridge over The Entrance Channel
  
  - Small proportion of heavy vehicles (approx 3%)
  
  - Travel time surveys indicate that average weekday traffic speeds are currently reasonable during peak periods
-

## Long Jetty / The Entrance – Nature of Demand for Travel



- Tourism focus creates seasonal peaks
  - Dwelling occupancy rate is low
  - Tourism focus moderates demand during AM & PM peaks
  - Also demographic aspects
  - Local traffic study indicated approximately 50% of peak volume is local and 50% through traffic
-

# Long Jetty / The Entrance – Competitive Planning Proposals



- Value for money
  - Develop improvements that satisfy current needs
  - Strategy consistent with future expectations
  - Ongoing monitoring
- 
- Road hierarchy (Collector Roads etc)
  - Study identified hot spots
-

Questions please







- Website address:  
[www.rta.nsw.gov.au/centralcoast](http://www.rta.nsw.gov.au/centralcoast)
  - Central Coast contact number;  
4379 7001
-